

THE MINERAL SHADOWS COLLECTION



SUPREMACOLOR




INSPIRED BY
STONES AND
METALS




LOOKBOOK
THE MINERAL
SHADOWS COLLECTION



Life Color Plus



FarmaVita[®]
cosmetic research laboratories
www.farmavita.it





THE LOOKS

The Mineral Shadows collection is available in Life Color Plus (100ml) and in Supremacolor (60 ml) lines.



BEFORE



AFTER

Anna

Model base: level 9


1) **STEP 1:** full head pre-lightening (till level 10) with Supremacolor Bleaching Powder mixed with 20 Vol. (6%) Cream Dev.

Once desired lift has been achieved, rinse and shampoo with Amethyste Silver (leave on 3 min.).

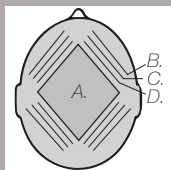
2) **STEP 2:** apply the Mineral Shadows on pre-lightened hair alternating colour, creating a shadowed ombre:

- A. - 912 mix 1:1 with 10 Vol. 3% Cream Dev.
- B. - 10.12 mix 1:1 with 10 Vol. 3% Cream Dev.
- C. - 6.12 mix 1:1 with 10 Vol. 3% Cream Dev.
- D. - 8.12 mix 1:1 with 10 Vol. 3% Cream Dev.


3) **STEP 3:** Blow-dry the hair using several medium round brushes in different directions to create disrupted bouncy movement.



STEP 1. Bleaching



STEP 2. Colour Tech



STEP 3. Styling



BEFORE



AFTER

Rebecca

Model base: regrowth level 6 - lengths level 11


1) **STEP 1:** regrowth pre-lightening (till level 11) with Supremacolor Bleaching Powder mixed with 30 Vol. (9%) Cream Dev.

Once desired lift has been achieved, rinse and shampoo with Amethyste Silver (leave on 3 min.).

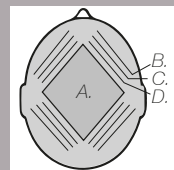
2) **STEP 2:** apply the Mineral Shadows on pre-lightened hair alternating colour, creating a shadowed ombre:

- A. - 10.21 mix 1:1 with 10 Vol. 3% Cream Dev.
- B. - 9.21 mix 1:1 with 10 Vol. 3% Cream Dev.
- C. - PINK mix 1:1 with 10 Vol. 3% Cream Dev.
- D. - 10.102 mix 1:1 with 10 Vol. 3% Cream Dev.


3) **STEP 3:** Using a large round brush dry the hair smooth and sleek.



STEP 1. Bleaching



STEP 2. Colour Tech



STEP 3. Styling

Christina

Model base: level 7/8

1) **STEP 1:** full head pre-lightening (till level 12) with Supremacolor Bleaching Powder mixed with 30 Vol. (9%) Cream Dev. Once desired lift has been achieved, rinse and shampoo with Amethyste Silver (leave on 3 min.).

2) **STEP 2:** apply the Mineral Shadows on pre-lightened hair:

- 12.43 40 gr + 10.21 30 gr
+ 10.00 30 gr mix 1:1
with 20 Vol. 6% Cream Dev.



PRE-BLEACHED BASE



AFTER

COLOUR TECH.

Katrine

Model base: level 8/9

1) **STEP 1:** full head pre-lightening (till level 10) with Supremacolor Bleaching Powder mixed with 20 Vol. (6%) Cream Dev. Once desired lift has been achieved, rinse and shampoo with Amethyste Silver (leave on 3 min.).

2) **STEP 2:** apply the Mineral Shadows on pre-lightened hair:

- To the roots: 7.72 50 gr + 9.22 50 gr
mix 1:1,5 with 10 Vol. 3% Cream Dev.


- To the Middle lengths and ends:
10.72 60 gr + 10.21 30 gr + 7.72 5 gr
mix 1:1,5 with 10 Vol. 3% Cream Dev.




BEFORE



PRE-BLEACHED BASE



AFTER



Sarah

Model base: regrowth level 6 - lengths level 11

1) **STEP 1:** regrowth pre-lightening (till level 11) with Supremacolor Bleaching Powder mixed with 30 Vol. (9%) Cream Dev. Once desired lift has been achieved, rinse and shampoo with Amethyste Silver (leave on 3 min.).

2) **STEP 2:** apply the Mineral Shadows on pre-lightened hair:

- Front section:
PINK 40 gr + 10.21 20 gr
mix 1:1 with 10 Vol. 3% Cream Dev.


- Back section: 912 mix 1:1
with 10 Vol. 3% Cream Dev.



BEFORE



PRE-BLEACHED BASE



AFTER

Sophie

Model base: level 7

1) **STEP 1:** full head pre-lightening (till level 12) with Supremacolor Bleaching Powder mixed with 30 Vol. (9%) Cream Dev. Once desired lift has been achieved, rinse and shampoo with Amethyste Silver (leave on 3 min.).

2) **STEP 2:** apply the Mineral Shadows on pre-lightened hair alternating colour A, B and C:

A. PINK 1:1 with 10 Vol. (3%) Cream Dev.

B. PINK 1:1 with 20 Vol. (6%) Cream Dev.


C. PINK 1:1 with Tone on Tone, Cream Dev. creating a shadowed ombre.



BEFORE



PRE-BLEACHED BASE



AFTER



THE MINERAL SHADOWS COLLECTION

FarmaVita®

FARMAVITA s.r.l. - Via Garibaldi 82/84 - 22070 Locate Varesino (COMO) - ITALY - Tel. +39 0331 833467 www.farmavita.com

Corporate Office (India)

Farmavita India . 12/B, Sitafalwadi, Dr. Mascarnahas RD

Next to Jayant Oil Mill, Mustafa Bazar, Mazgaon,

Mumbai 400 010. India

Tel +91-9322951054

Email: customercare@farmavita.in

Academy Address

Farmavita Italy Academy & Salon

2/19, kamal mansion 1st floor, Azmi Road, Near Radio club
opp modern juice center, Colaba Mumbai- 400005

Contact No +91 915226430

FarmaVita[®]